



### District Report Card: 2017


<b>State:</b> Maharashtra	<b>District:</b> Gondiya
<b>Class:</b> 3	<b>Subject:</b> Language
<b>Schools:</b> 61	<b>Students:</b> 1085


### Participation/Coverage


#### Students

<b>GENDER</b> 	Boys		Girls	
	Number	%	Number	%
	514	47.37	571	52.63

<b>AREA</b> 	Rural		Urban	
	Number	%	Number	%
	963	88.76	122	11.24

<b>CATEGORY</b> 	SC		ST		OBC		GEN	
	Number	%	Number	%	Number	%	Number	%
	123	11.34	219	20.18	603	55.58	140	12.90

<b>CWSN</b> 	LD	VI	HI	S&LD	ID	Oth
	8	18	1	1	3	19

<b>Management</b> 	Government		Government-aided	
	Number	%	Number	%
	849	78.25	236	21.75

### Average Performance of Students in Language (%)

Overall	Gender		Area		Management		Social Group			
	Male	Female	Rural	Urban	Govt.	Aided	SC	ST	OBC	GEN
62.59	61.32	63.74	62.02	67.10	61.64	66.02	60.76	65.60	62.39	60.38

## Performance on Learning Outcomes (LOs)

Learning Outcomes	Description	Average Performance(%)
L304	Reads small texts with comprehension i.e., identifies main ideas, details, sequence and draws conclusions	64.70
L312	Reads printed scripts on the classroom walls: poems, posters, charts etc.	58.38

Range of Performance of Students who Answered Correctly							
Below 30%		30% - 50%		50% - 75%		Above 75%	
Number	%	Number	%	Number	%	Number	%
113	10.41	215	19.82	401	36.96	356	32.81

## Lowest Performing Learning Outcomes (LOs)

1 - Reads printed scripts on the classroom walls: poems, posters, charts etc. (58.38)

2 - Reads small texts with comprehension i.e., identifies main ideas, details, sequence and draws conclusions (64.70)